

## Features:


- High dot intensity
- Wide viewing angle
- Range of colours
- Grey face colour
- White dot colour

## Available options:

- Alternative face and dot colour
- Cropped terminal pins
- Alternative emitting colour
- Low current version

## Dot layout

Product not shown  
actual size



## Electro / Optical Characteristics - $I_F = 20 \text{ mA}$ ( \* HE Blue - $I_F = 10 \text{ mA}$ ) $T_a = 25^\circ \text{ C}$

Part Number Column Cathode	Part Number Column Anode	Emitting Colour	Wavelength Peak $\lambda_p$	Forward Voltage $V_F$		Luminous Intensity $I_V$	
				typical	max	min	typical
FND-4881L00GW	FND-4882L00GW	GaAlAs Red	660	1.85	2.00		40
FND-4881300GW	FND-4882300GW	HE Red	640	2.05	2.50		10
FND-4881Y05300GW	FND-4882Y05300GW	Yellow	591	2.05	2.40		66
FND-4881200GW	FND-4882200GW	Green	568	2.10	2.50		19
FND-4881B0500GW	FND-4882B0500GW	* HE Blue	465	3.70	4.00		13
FND-4881B0100GW	FND-4882B0100GW	Blue	428	3.80	4.50		8
Units			nm	V		mcd / dot (matrix average)	

## Maximum Ratings $T_a = 25^\circ \text{ C}$ ( Derate above $25^\circ \text{ C}$ )

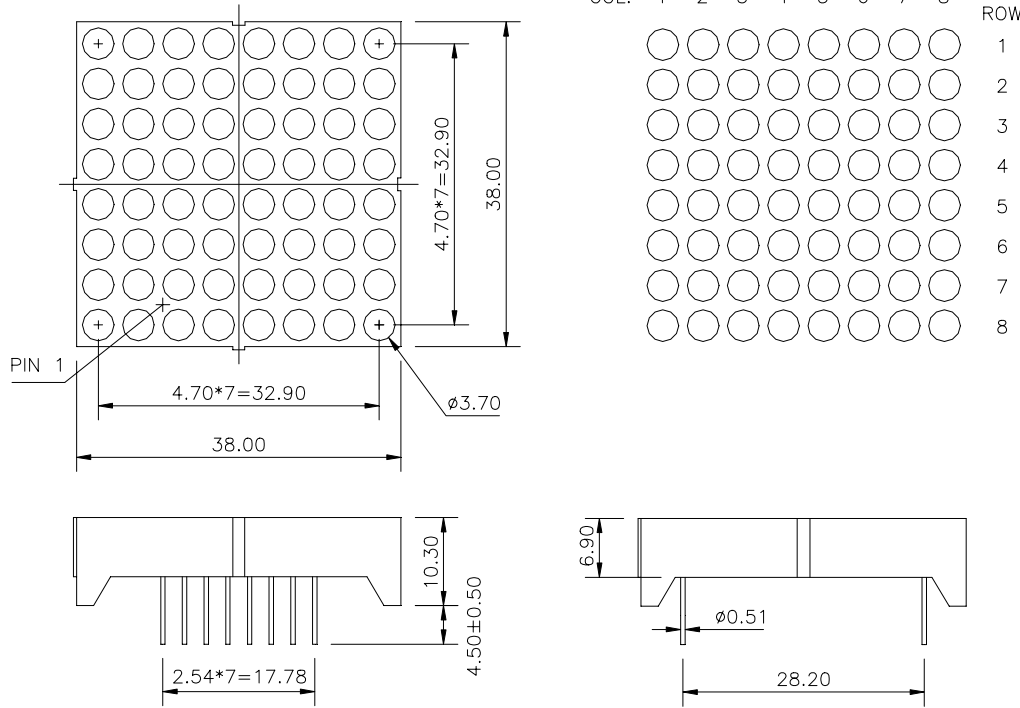
Characteristic	Condition	Symbol	Rating	Units
Pulse Forward Current	0.1 duty cycle @ 1KHz ( HE Blue )	$I_{FP}$	100 (35)	mA
DC Forward Current	( HE Blue )	$I_F$	25 (15)	mA
Reverse Voltage	$I_R = 10 \mu\text{A}$	$V_R$	5	V
Operating Temperature		$T_{opr}$	- 25 to + 80	$^\circ \text{ C}$
Storage Temperature		$T_{stg}$	- 30 to + 85	$^\circ \text{ C}$
Lead soldering temperature	1.6 mm from body - max 3 seconds		260	$^\circ \text{ C}$

## Note

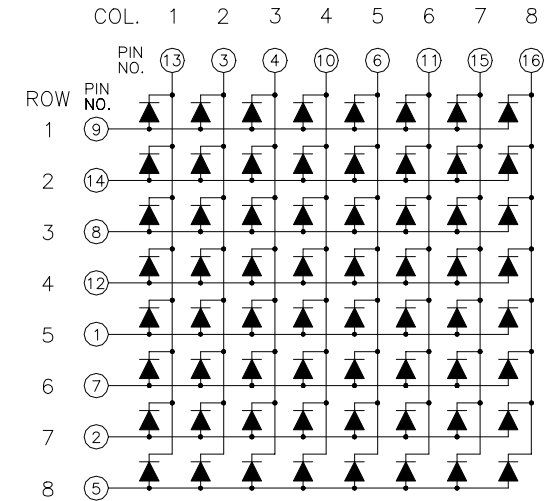
Industry standard procedures regarding static must be observed when handling product produced with blue die material.



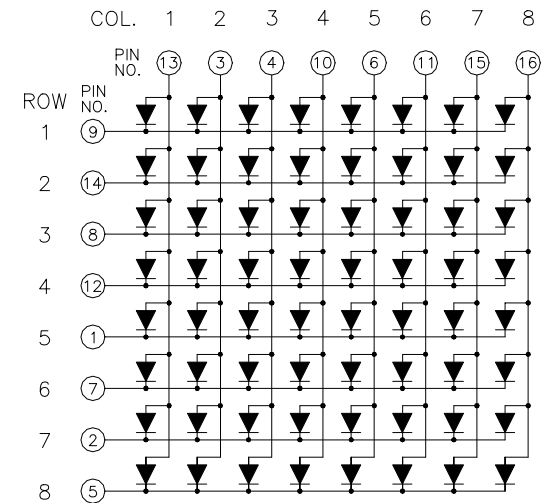
## Package Outline



## Column Cathode



## Column Anode



Tolerance  $\pm 0.25$  mm unless stated



Forge Limited The Old Railway, Princes Street, Ulverston, Cumbria, LA12 7NQ United Kingdom.  
Tel: +44 (0)1229 580000. Email: info@forge-europa.co.uk Website: www.forge-europa.co.uk

No representation, warranty, responsibility or liability is or will be accepted by Forge Europa Limited in relation to the accuracy or completeness of any information it provides. It is the responsibility of the customer to verify the suitability of the product for its application. All design work supplied by Forge Europa Limited is to be assumed confidential and is the sole property of Forge Europa Limited. It must not be used, copied or disclosed to any third party without the prior written consent of Forge Europa Limited. All contracts are subject to Forge Europa Limited's General Terms and Conditions of Trading which can be found at [www.forge-europa.co.uk](http://www.forge-europa.co.uk)